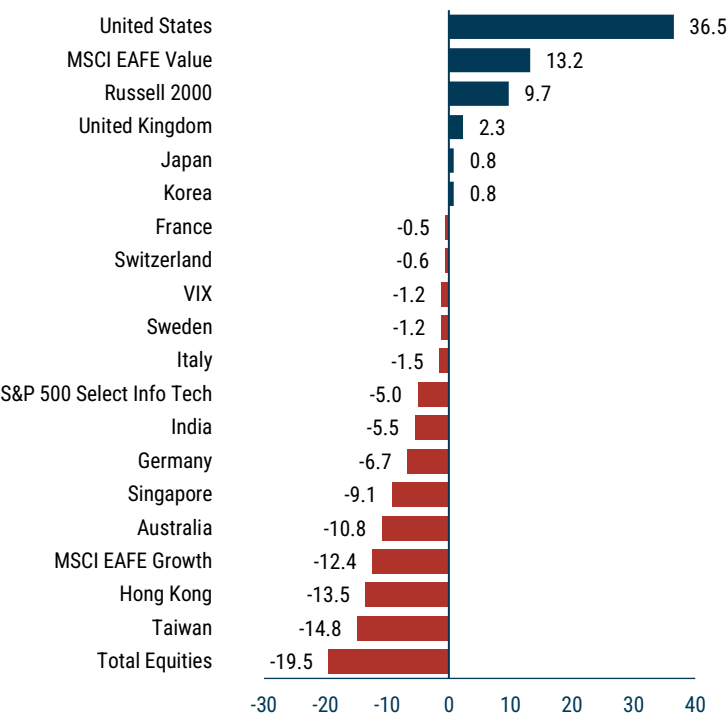


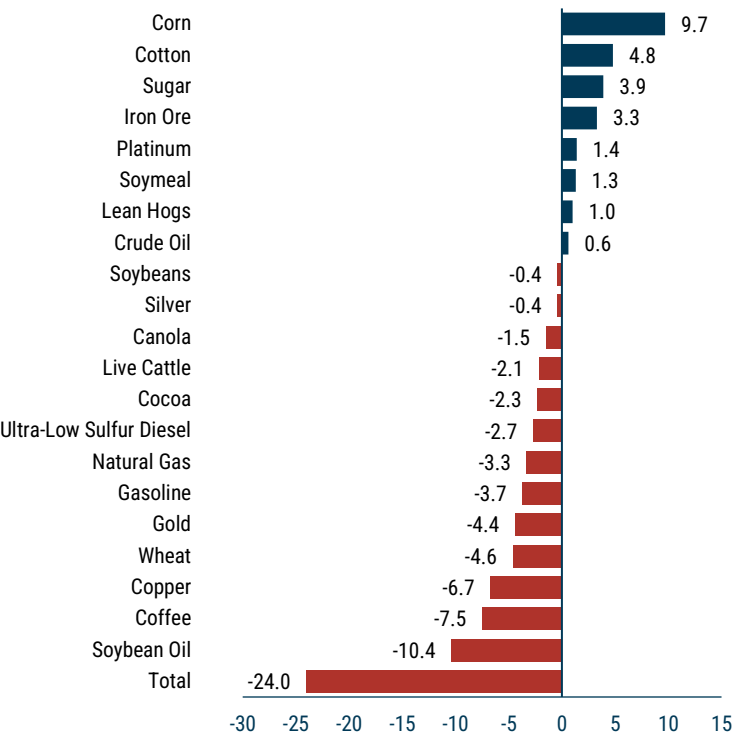
SYSTEMATIC GLOBAL MACRO STRATEGY

Profile Summary as of August 31, 2025

Equity Market Selection



Commodity Markets

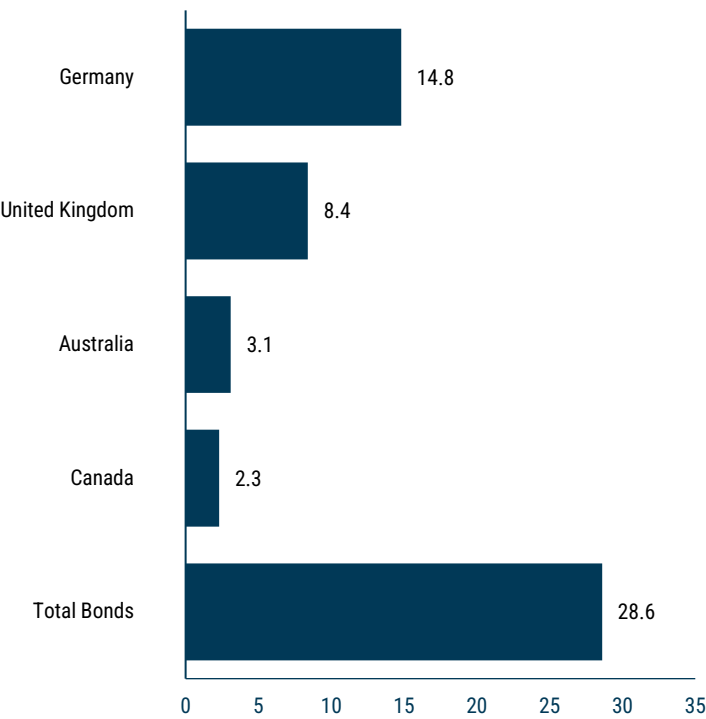


The above information is based on a representative account in the Strategy selected because it has the fewest restrictions and best represents the implementation of the Strategy.

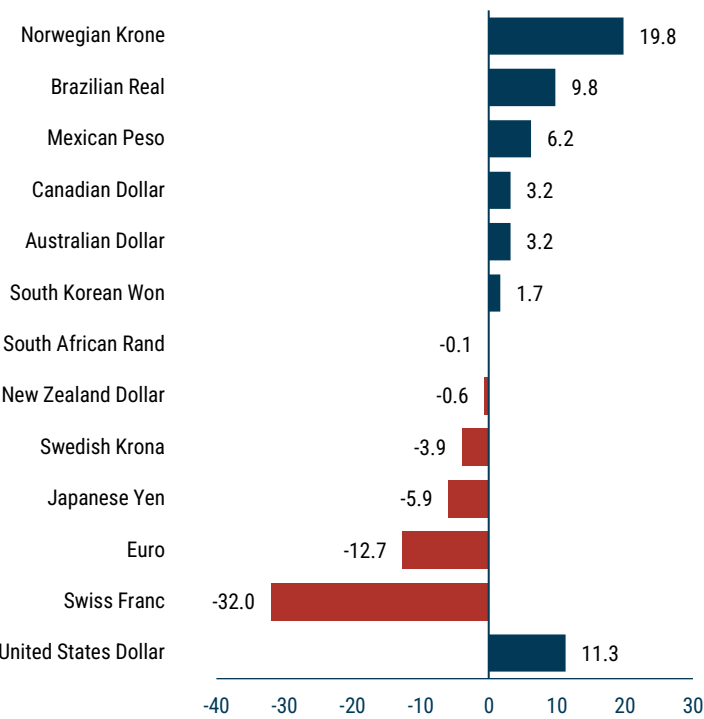
SYSTEMATIC GLOBAL MACRO STRATEGY

Profile Summary as of August 31, 2025

Fixed Income Markets



Currency Markets



Currency Markets: The U.S. Dollar exposure is a balancing item for foreign exchange positions. It should not be included in gross exposure calculations. The Cash exposure is a balancing item for all other positions (including foreign exchange, but excluding U.S. Dollar). It should not be included in gross exposure calculations. The above information is based on a representative account in the Strategy selected because it has the fewest restrictions and best represents the implementation of the Strategy.

SYSTEMATIC GLOBAL MACRO STRATEGY

Exposure Summary as of August 31, 2025

Asset Class	Sub Category	Long (%)	Shorts(%)	Totals (%)
Stock Markets				
	North America	46.2	-6.2	40.0
	Europe	2.9	-10.5	-7.7
	Asia and Oceania	1.9	-53.8	-51.9
	Total	50.9	-70.5	-19.6
Fixed Income				
	North America	2.3	0.0	2.3
	Europe	23.2	0.0	23.2
	Asia and Oceania	3.1	0.0	3.1
	Total	28.6	0.0	28.6
Currencies				
	North America	9.5	0.0	9.5
	Europe	19.8	-48.6	-28.9
	Asia and Oceania	4.9	-6.5	-1.6
	South America and Africa	9.8	-0.1	9.7
	USD	11.3	0.0	11.3
Commodities				
	Energy	0.6	-9.7	-9.1
	Metals	4.7	-11.5	-6.8
	Agriculture	20.8	-28.7	-7.9
	Total	26.2	-49.8	-23.7

Currency Markets: The U.S. Dollar exposure is a balancing item for foreign exchange positions. It should not be included in gross exposure calculations. The Cash exposure is a balancing item for all other positions (including foreign exchange, but excluding U.S. Dollar). It should not be included in gross exposure calculations. The above information is based on a representative account in the Strategy selected because it has the fewest restrictions and best represents the implementation of the Strategy.